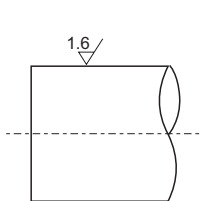
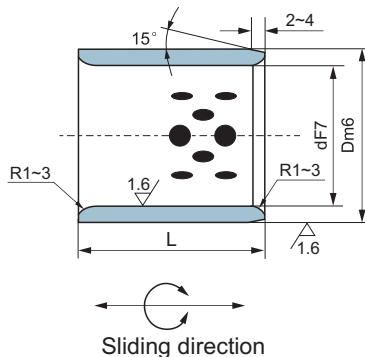


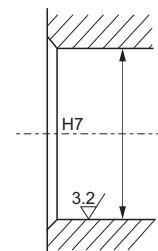
JDB650 Metric Cylindrical Bushes



Mating shaft
 d8 High load
 e7 light load
 f7 High precision



Material 650# + Graphite



Mating housing

Unit:mm

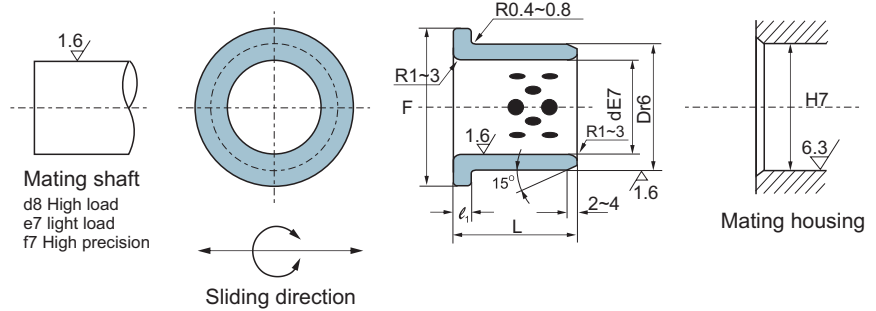
| dF7 | Dm6 | L ^{-0.10} _{-0.30} | | | | | | | | | | | | | |
|------------------------|-----|-------------------------------------|------------------|------------------|------------------|------------------|------------------|------------------|------------------|------------------|------------------|------------------|------------------|------------------|------------------|
| | | 8 | 10 | 12 | 15 | 16 | 20 | 25 | 30 | 35 | 40 | 50 | 60 | 70 | 80 |
| 8 +0.028 +0.013 | 12 | JDB650 081208 | JDB650 081210 | JDB650 081212 | JDB650 081215 | | | | | | | | | | |
| | 14 | JDB650 101408 | JDB650 101410 | JDB650 101412 | JDB650 101415 | | JDB650 101420 | | | | | | | | |
| 12 | 18 | | JDB650 121810 | JDB650 121812 | JDB650 121815 | JDB650 121816 | JDB650 121820 | JDB650 121825 | JDB650 121830 | | | | | | |
| | 19 | | JDB650 131910 | | JDB650 131915 | JDB650 131916 | | | | | | | | | |
| 14 +0.034 +0.016 | 20 | | JDB650 142010 | JDB650 142012 | JDB650 142015 | | JDB650 142020 | JDB650 142025 | JDB650 142030 | | | | | | |
| | 21 | | JDB650 152110 | JDB650 152112 | JDB650 152115 | JDB650 152116 | JDB650 152120 | JDB650 152125 | JDB650 152130 | | | | | | |
| 16 | 22 | | JDB650 162210 | JDB650 162212 | JDB650 162215 | JDB650 162216 | JDB650 162220 | JDB650 162225 | JDB650 162230 | JDB650 162235 | JDB650 162240 | | | | |
| | 24 | | | JDB650 182412 | JDB650 182415 | JDB650 182416 | JDB650 182420 | JDB650 182425 | JDB650 182430 | JDB650 182435 | JDB650 182440 | | | | |
| 20 | 28 | | JDB650 202810 | JDB650 202812 | JDB650 202815 | JDB650 202816 | JDB650 202820 | JDB650 202825 | JDB650 202830 | JDB650 202835 | JDB650 202840 | JDB650 202850 | | | |
| | 32 | | | JDB650 223212 | JDB650 223215 | | JDB650 223220 | JDB650 223225 | | | | | | | |
| 25 | 33 | | | JDB650 253312 | JDB650 253315 | JDB650 253316 | JDB650 253320 | JDB650 253325 | JDB650 253330 | JDB650 253335 | JDB650 253340 | JDB650 253350 | JDB650 253360 | | |
| | 38 | | | JDB650 303812 | JDB650 303815 | | JDB650 303820 | JDB650 303825 | JDB650 303830 | JDB650 303835 | JDB650 303840 | JDB650 303850 | JDB650 303860 | | |
| 35 | 45 | | | | | | JDB650 354520 | JDB650 354525 | JDB650 354530 | JDB650 354535 | JDB650 354540 | JDB650 354550 | JDB650 354560 | | |
| | 50 | | | | | | JDB650 405020 | JDB650 405025 | JDB650 405030 | JDB650 405035 | JDB650 405040 | JDB650 405050 | JDB650 405060 | JDB650 405070 | JDB650 405080 |
| 45 +0.050 +0.025 | 55 | | | | | | | | JDB650 455530 | JDB650 455535 | JDB650 455540 | JDB650 455550 | JDB650 455560 | | |
| | 60 | | | | | | | | JDB650 506030 | JDB650 506035 | JDB650 506040 | JDB650 506050 | JDB650 506060 | JDB650 506070 | JDB650 506080 |

JDB650 Metric Cylindrical Bushes

Unit:mm

| dF7 | | Dm6 | | L ^{-0.10} -0.30 | | | | | | | | | | | | |
|-----|------------------|-----|-------------------|-----------------------------|-------------------|--------------------|--------------------|--------------------|---------------------|---------------------|---------------------|---------------------|---------------------|-----|--|--|
| | | | | 30 | 35 | 40 | 50 | 60 | 70 | 80 | 100 | 120 | 140 | 150 | | |
| 50 | +0.050 +0.025 | 62 | | JDB650 506230 | JDB650 506235 | JDB650 506240 | JDB650 506250 | JDB650 506260 | JDB650 506270 | | | | | | | |
| | | 65 | | JDB650 506530 | | JDB650 506540 | JDB650 506550 | JDB650 506560 | JDB650 506570 | JDB650 506580 | JDB650 5065100 | | | | | |
| 55 | +0.030 +0.011 | 70 | | | | JDB650 557040 | JDB650 557050 | JDB650 557060 | JDB650 557070 | | | | | | | |
| 60 | | 74 | JDB650 607430 | JDB650 607435 | JDB650 607440 | JDB650 607450 | JDB650 607460 | JDB650 607470 | JDB650 607480 | | | | | | | |
| 60 | | 75 | JDB650 607530 | JDB650 607535 | JDB650 607540 | JDB650 607550 | JDB650 607560 | JDB650 607570 | JDB650 607580 | JDB650 6075100 | | | | | | |
| 63 | | 75 | | | | | | JDB650 637560 | JDB650 637570 | JDB650 637580 | | | | | | |
| 65 | | 80 | | | | | JDB650 658050 | JDB650 658060 | JDB650 658070 | JDB650 658080 | | | | | | |
| 70 | | 85 | | JDB650 708535 | JDB650 708540 | JDB650 708550 | JDB650 708560 | JDB650 708570 | JDB650 708580 | JDB650 7085100 | | | | | | |
| 70 | | 90 | | | | JDB650 709050 | JDB650 709060 | JDB650 709070 | JDB650 709080 | | | | | | | |
| 75 | | 90 | | | | | | JDB650 759060 | JDB650 759070 | JDB650 759080 | JDB650 7590100 | | | | | |
| 75 | | 95 | | | | | | JDB650 759560 | JDB650 759570 | JDB650 759580 | JDB650 7595100 | | | | | |
| 80 | | 96 | | | JDB650 809640 | JDB650 809650 | JDB650 809660 | JDB650 809670 | JDB650 809680 | JDB650 8096100 | JDB650 8096120 | | | | | |
| 80 | 100 | | | JDB650 8010040 | JDB650 8010050 | JDB650 8010060 | JDB650 8010070 | JDB650 8010080 | JDB650 80100100 | JDB650 80100120 | JDB650 80100140 | | | | | |
| 90 | +0.035 +0.013 | 110 | JDB650 9011030 | | JDB650 9011050 | JDB650 9011060 | JDB650 9011070 | JDB650 9011080 | JDB650 90110100 | JDB650 90110120 | | | | | | |
| 100 | | 120 | | | | JDB650 10012060 | JDB650 10012070 | JDB650 10012080 | JDB650 100120100 | JDB650 100120120 | JDB650 100120140 | | | | | |
| 110 | | 130 | | | | | | | JDB650 11013080 | JDB650 110130100 | JDB650 110130120 | | | | | |
| 120 | | 140 | | | | | | | JDB650 12014080 | JDB650 120140100 | JDB650 120140120 | JDB650 120140140 | | | | |
| 125 | | 145 | | | | | | | | JDB650 125145100 | JDB650 125145120 | JDB650 125145140 | | | | |
| 130 | | 150 | | | | | | | | JDB650 130150100 | JDB650 130150120 | JDB650 130150140 | | | | |
| 140 | | 160 | | | | | | | | JDB650 140160100 | JDB650 140160120 | JDB650 140160140 | | | | |
| 150 | | 170 | | | | | | | | JDB650 150170100 | JDB650 150170120 | JDB650 150170140 | JDB650 150170150 | | | |
| 160 | | 180 | | | | | | | | JDB650 160180100 | JDB650 160180120 | JDB650 160180140 | JDB650 160180150 | | | |

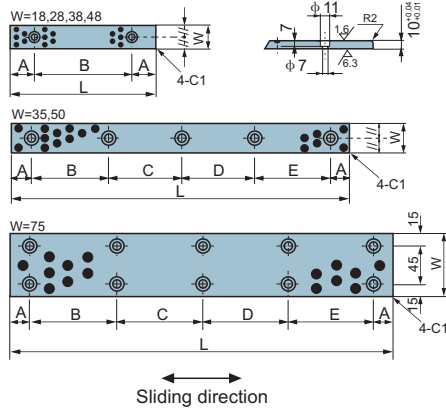
JFB650 Metric Flange Bushes



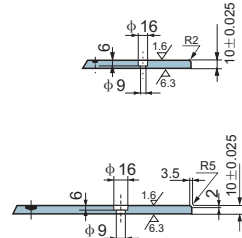
Unit:mm

| d | D | IDE7 | | ODr6 | | F | ℓ_1 -0.10 | L -0.10 -0.30 | | | | | | | | | |
|------|-----|------|------------------|------|------------------|-----|-------------------|---------------------|----------------|----------------|----------------|----------------|----------------|----------------|----------------|-----------------|------------------|
| | | | | | | | | 15 | 20 | 25 | 30 | 35 | 40 | 50 | 60 | 80 | 100 |
| 10 | 14 | 10 | +0.040 +0.025 | 14 | +0.034 +0.023 | 22 | 2 | JFB650 1015 | JFB650 1020 | | | | | | | | |
| 12 | 18 | 12 | | 18 | | 25 | | JFB650 1215 | JFB650 1220 | | | | | | | | |
| 13 | 19 | 13 | | 19 | | 26 | | JFB650 1315 | JFB650 1320 | | | | | | | | |
| 14 | 20 | 14 | +0.050 +0.032 | 20 | | 27 | 3 | JFB650 1415 | JFB650 1420 | | | | | | | | |
| 15 | 21 | 15 | | 21 | +0.041 +0.028 | 28 | | JFB650 1515 | JFB650 1520 | JFB650 1525 | JFB650 1530 | | | | | | |
| 16 | 22 | 16 | | 22 | | 29 | | JFB650 1615 | JFB650 1620 | JFB650 1625 | JFB650 1630 | | | | | | |
| 20 | 30 | 20 | | 30 | | 40 | | JFB650 2015 | JFB650 2020 | JFB650 2025 | JFB650 2030 | | JFB650 2040 | | | | |
| 25 | 35 | 25 | +0.061 +0.040 | 35 | | 45 | | JFB650 2515 | JFB650 2520 | JFB650 2525 | JFB650 2530 | | JFB650 2540 | | | | |
| 30 | 40 | 30 | | 40 | | 50 | | | JFB650 3020 | JFB650 3025 | JFB650 3030 | JFB650 3035 | JFB650 3040 | JFB650 3050 | | | |
| 31.5 | 40 | 31.5 | | 40 | +0.050 +0.034 | 50 | | | JFB650 3120 | | | JFB650 3135 | | | | | |
| 35 | 45 | 35 | | 45 | | 60 | 5 | | JFB650 3520 | | JFB650 3530 | | JFB650 3540 | JFB650 3550 | | | |
| 40 | 50 | 40 | +0.075 +0.050 | 50 | | 65 | | | JFB650 4020 | | JFB650 4030 | | JFB650 4040 | JFB650 4050 | | | |
| 45 | 55 | 45 | | 55 | | 70 | | | | | JFB650 4530 | | JFB650 4540 | JFB650 4550 | JFB650 4560 | | |
| 50 | 60 | 50 | | 60 | +0.060 +0.041 | 75 | | | | | JFB650 5030 | | JFB650 5040 | JFB650 5050 | JFB650 5060 | | |
| 55 | 65 | 55 | | 65 | | 80 | | | | | | | JFB650 5540 | | JFB650 5560 | | |
| 60 | 75 | 60 | | 75 | | 90 | | | | | | | JFB650 6040 | JFB650 6050 | | JFB650 6080 | |
| 63 | 75 | 63 | +0.090 +0.060 | 75 | +0.062 +0.043 | 85 | 7.5 | | | | | | | | | JFB650 6380 | |
| 70 | 85 | 70 | | 85 | | 105 | | | | | | | | JFB650 7050 | | JFB650 7080 | |
| 75 | 90 | 75 | | 90 | +0.073 +0.051 | 110 | | | | | | | | | JFB650 7560 | | |
| 80 | 100 | 80 | | 100 | | 120 | | | | | | | | | JFB650 8060 | JFB650 8080 | JFB650 80100 |
| 90 | 110 | 90 | | 110 | | 130 | | | | | | | | | JFB650 9060 | JFB650 9080 | |
| 100 | 120 | 100 | +0.107 +0.072 | 120 | +0.076 +0.054 | 150 | 10 | | | | | | | | | JFB650 10080 | JFB650 100100 |
| 120 | 140 | 120 | | 140 | +0.088 +0.063 | 170 | | | | | | | | | | JFB650 12080 | JFB650 120100 |

JSP650 Wear Plate



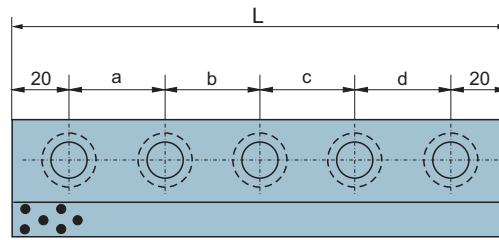

Material 650# + Graphite



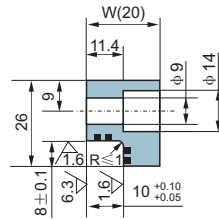
Unit:mm

| Standard No. | W | L | A | B | C | D | E | Flat head screw | No.of holes |
|---------------|----|-----|----|-----|-----|-----|-----|-----------------|-------------|
| JSP650 -1875 | 18 | 75 | 15 | 45 | | | | M 6 | 2 |
| JSP650 -18100 | | 100 | | 50 | | | | | |
| JSP650 -18125 | | 125 | 25 | 75 | | | | | |
| JSP650 -18150 | | 150 | | 100 | | | | | |
| JSP650 -2875 | 28 | 75 | 15 | 45 | | | | M 6 | 2 |
| JSP650 -28100 | | 100 | | 50 | | | | | |
| JSP650 -28125 | | 125 | 25 | 75 | | | | | |
| JSP650 -28150 | | 150 | | 100 | | | | | |
| JSP650 -35100 | 35 | 100 | | 60 | | | | M 8 | 3 |
| JSP650 -35150 | | 150 | | 55 | 55 | | | | |
| JSP650 -35200 | | 200 | 20 | 55 | 50 | 55 | | | |
| JSP650 -35250 | | 250 | | 70 | 70 | 70 | | | |
| JSP650 -35300 | | 300 | | 65 | 65 | 65 | 65 | | |
| JSP650 -35350 | | 350 | | 80 | 75 | 75 | 80 | | |
| JSP650 -3875 | 38 | 75 | 15 | 45 | | | | M 6 | 2 |
| JSP650 -38100 | | 100 | | 50 | | | | | |
| JSP650 -38125 | | 125 | 25 | 75 | | | | | |
| JSP650 -38150 | | 150 | | 100 | | | | | |
| JSP650 -4875 | 48 | 75 | 15 | 45 | | | | M 6 | 2 |
| JSP650 -48100 | | 100 | | 50 | | | | | |
| JSP650 -48125 | | 125 | 25 | 75 | | | | | |
| JSP650 -48150 | | 150 | | 100 | | | | | |
| JSP650 -50100 | 50 | 100 | | 60 | | | | M 8 | 3 |
| JSP650 -50150 | | 150 | | 55 | 55 | | | | |
| JSP650 -50200 | | 200 | 20 | 55 | 50 | 55 | | | |
| JSP650 -50250 | | 250 | | 70 | 70 | 70 | | | |
| JSP650 -50300 | | 300 | | 65 | 65 | 65 | 65 | | |
| JSP650 -50400 | | 400 | | 90 | 90 | 90 | 90 | | |
| JSP650 -75150 | 75 | 150 | 20 | 110 | | | | M 8 | 4 |
| JSP650 -75200 | | 200 | | 80 | 80 | | | | |
| JSP650 -75250 | | 250 | | 105 | 105 | | | | |
| JSP650 -75300 | | 300 | | 85 | 90 | 85 | | | |
| JSP650 -75400 | | 400 | | 120 | 120 | 120 | | | |
| JSP650 -75500 | | 500 | | 115 | 115 | 115 | 115 | | |

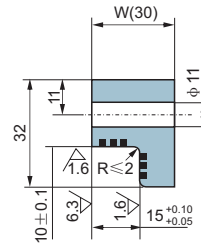
JSL650 Wear Plate



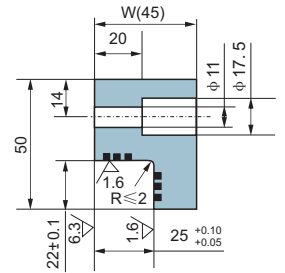
Material 650# + Graphite



A



B



C

Sliding direction

Unit:mm

| Stanard No. | W | L | Bolt | | | | Size | Q'ty | Sketch |
|---------------|----|-----|------|-----|-----|-----|------|------|--------|
| | | | a | b | c | d | | | |
| JSL650-20×100 | 20 | 100 | 60 | --- | --- | --- | M8 | 2 | A |
| JSL650-20×150 | | 150 | 55 | 55 | --- | --- | | 3 | |
| JSL650-20×200 | | 200 | 55 | 50 | 55 | --- | | 4 | |
| JSL650-30×100 | 30 | 100 | 60 | --- | --- | --- | M10 | 2 | B |
| JSL650-30×150 | | 150 | 55 | 55 | --- | --- | | 3 | |
| JSL650-30×200 | | 200 | 55 | 50 | 55 | --- | | 4 | |
| JSL650-30×250 | | 250 | 70 | 70 | 70 | --- | | 4 | |
| JSL650-45×200 | 45 | 200 | 55 | 50 | 55 | --- | M10 | 4 | C |
| JSL650-45×250 | | 250 | 70 | 70 | 70 | --- | | 4 | |
| JSL650-45×300 | | 300 | 65 | 65 | 65 | 65 | | 5 | |
| JSL650-45×350 | | 350 | 80 | 75 | 75 | 80 | | 5 | |